



**INDIA INTERNATIONAL PUBLIC SCHOOL**

**Session : 2023-2024**


**Class I**

# **Fun In Holiday**



## **Subjects:**

- 1) ENGLISH**
- 2.) EVS**
- 3) MATHS**
- 4) Art & Craft**
- 5.) Hindi**

A decorative border of watercolor-style flowers and leaves surrounds the text. The colors are vibrant, including blues, greens, oranges, and pinks. The background is a light, pale green.

Dear Children,

The long awaited summer vacation is here. Summer is a time to relax, be productive and get ahead. As important as it is to rest and enjoy, it is also important to continue to learn. Strike a balance between work and play and allow yourself to grow .In the process along with enjoying and relaxing make this summer a time to learn new things exploring the opportunities available.

To enhance your learning, we have planned enjoyable activities to keep your skills sharp and concepts clear. Use your energy and give a vent to your creativity.

- Spend quality time with your family.
- Help in household chores like watering the plants, laying the table, filling water bottles, serving the food etc.
- Ensure that you follow some time schedule like Bedtime, study time, play time etc.
- Adopt healthy lifestyle like eating good nutritious food,
- Do exercise everyday and take care of personal hygiene.

It will surely enhance your learning. Relax, enjoy and have lots of fun.



# Self Introduction

What's your name?

Hello! My name is \_\_\_\_\_.



How old are you?

I am \_\_\_\_\_ years old.



How are you?

I'm \_\_\_\_\_.



Where are you from?

I'm from \_\_\_\_\_.



Where do you live?

I live in \_\_\_\_\_.



What school do you go to?

I go to \_\_\_\_\_ school.

What subject do you like?

I like \_\_\_\_\_.



What subject don't you like?

I don't like \_\_\_\_\_.



That's me!

# About Me

My name is \_\_\_\_\_.

I am a



My eyes are



Colour of my hair is



I love to





Ques.1 Write one page hand writing daily.

Ques.2 Learn and write poem Milk for the cat.

Ques.3 Use a or an with each word.

(a) \_\_\_\_\_ boot

(f) \_\_\_\_\_ boy

(b) \_\_\_\_\_ egg

(g) \_\_\_\_\_ orange

(c) \_\_\_\_\_ fox

(h) \_\_\_\_\_ apple

(d) \_\_\_\_\_ pig

(i) \_\_\_\_\_ goat

(e) \_\_\_\_\_ ear

(j) \_\_\_\_\_ cow

Ques.4 Add s or es to the words

(a) hat \_\_\_\_\_

(f) bear \_\_\_\_\_

(b) cow \_\_\_\_\_

(g) watch \_\_\_\_\_

(c) boy \_\_\_\_\_

(h) box \_\_\_\_\_

(d) apple \_\_\_\_\_

(i) cake \_\_\_\_\_

(e) mango \_\_\_\_\_

(j) hand \_\_\_\_\_

Ques.5 Write five sentences using should/should.

not go to school , pluck flowers , write on walls , obey your teachers , respect your parents.

1. You should \_\_\_\_\_

2. You Should not \_\_\_\_\_

3.

4.

5.

Ques.6 Answer the following questions

1. What colour is an egg?

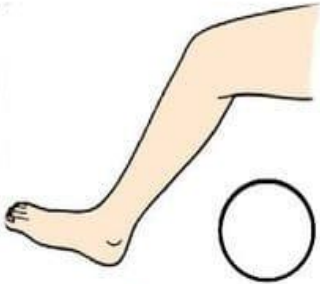
2. What colour is the rose?

3. What colour is the sky?

4. What colour is your hair?

5. What colour is a lemon?


Match the following body parts  
with the images given below.



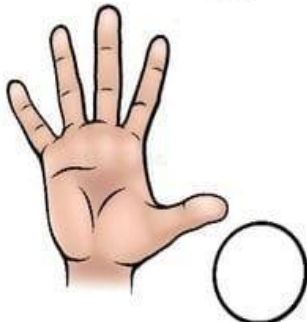
1. TONGUE



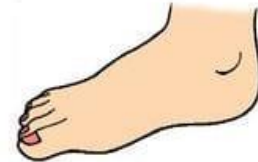

2. LEG



3. EAR




4. FEET



5. MOUTH



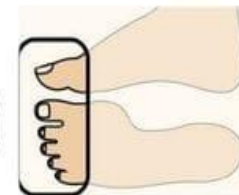

6. TOES



7. HAND




8. NOSE



9. EYE



10. ELBOW

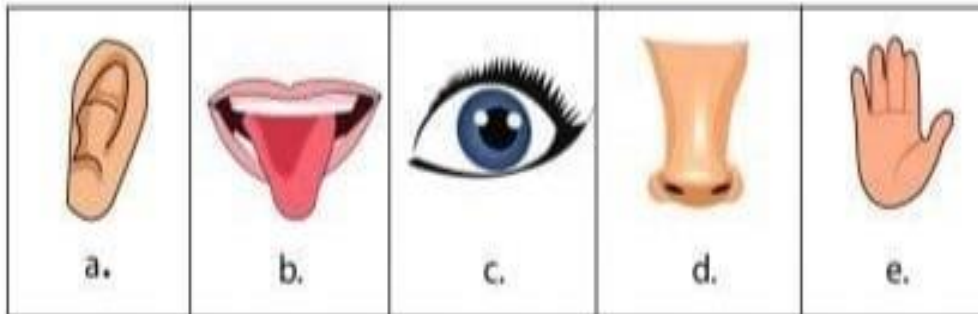




## The Five Senses 1

I. Match the pictures with the right words, then fill in the blanks:

- |                              |        |
|------------------------------|--------|
| 1. I can see with my .....   | nose   |
| 2. I can smell with my ..... | tongue |
| 3. I can hear with my .....  | eyes   |
| 4. I can taste with my ..... | hands  |
| 5. I can touch with my ..... | ears   |



II. Find the appropriate verb for each sentence:

- |   |       |
|---|-------|
| 1. I can.....a bird flying up in the sky.   | smell |
| 2. I can.....a beautiful song on the radio. | touch |
| 3. I can.....a flower with my nose.         | hear  |
| 4. I can.....a delicious sandwich.          | see   |
| 5. I can.....the soft fur of a rabbit.      | taste |





# Family Tree



Paste pictures of your family members.





**CRAFT**

**TIME!**





## Material required:

- Ivory sheet measuring 15 inch X 30 inch.
- Pictures / stickers of fruits and vegetables.
- Glue stick.

<https://youtu.be/p5AUoSIO3nw>

## Procedure:


### Table Mat

Help your child to make a colourful and creative table mat by pasting fruits and vegetables of his /her own choice on an ivory sheet/ chart and mention your ward's name at the back of table mat and also laminate it.



Put in the number which comes before, between or after.

Before	Between	After
___ 29	33 ___ 35	17 ___
___ 18	5 ___ 7	30 ___
___ 36	21 ___ 23	9 ___
___ 7	12 ___ 14	25 ___
___ 25	19 ___ 21	11 ___
___ 31	37 ___ 39	39 ___
___ 1	7 ___ 9	3 ___
___ 23	26 ___ 28	29 ___





# Comparing Numbers

Compare the numbers by choosing the correct symbol.

< = >

1. 25  42

< = >

6. 83  12

< = >

2. 33  12

< = >

7. 54  72

< = >

3. 65  34

< = >

8. 78  62

< = >

4. 23  44

< = >

9. 15  40

< = >

5. 55  62

< = >

10. 47  74



## Maths

- Let us revise the numbers and number names in a play way method.
- Here is an Activity Treasure for you.
- Complete the given table.

S no.	Family Member	Name	Age	Number Name
1.	Me			
2.	Father			
3.	Mother			
4.	Grand Mother			
5.	Grand Father			
6.	Brother			
7.	Sister			
8.	Uncle			
9.	Aunt			
10.	Cousin			





Ascending order

Descending order

3 13 7 2 10

○ ○ ○ ○ ○

19 3 17 8 11

○ ○ ○ ○ ○

5 11 9 12 10

○ ○ ○ ○ ○

17 14 8 2 20

○ ○ ○ ○ ○

1 12 6 9 19

○ ○ ○ ○ ○

4 15 11 7 12

○ ○ ○ ○ ○

16 13 8 5 17

○ ○ ○ ○ ○

5 14 4 2 16

○ ○ ○ ○ ○





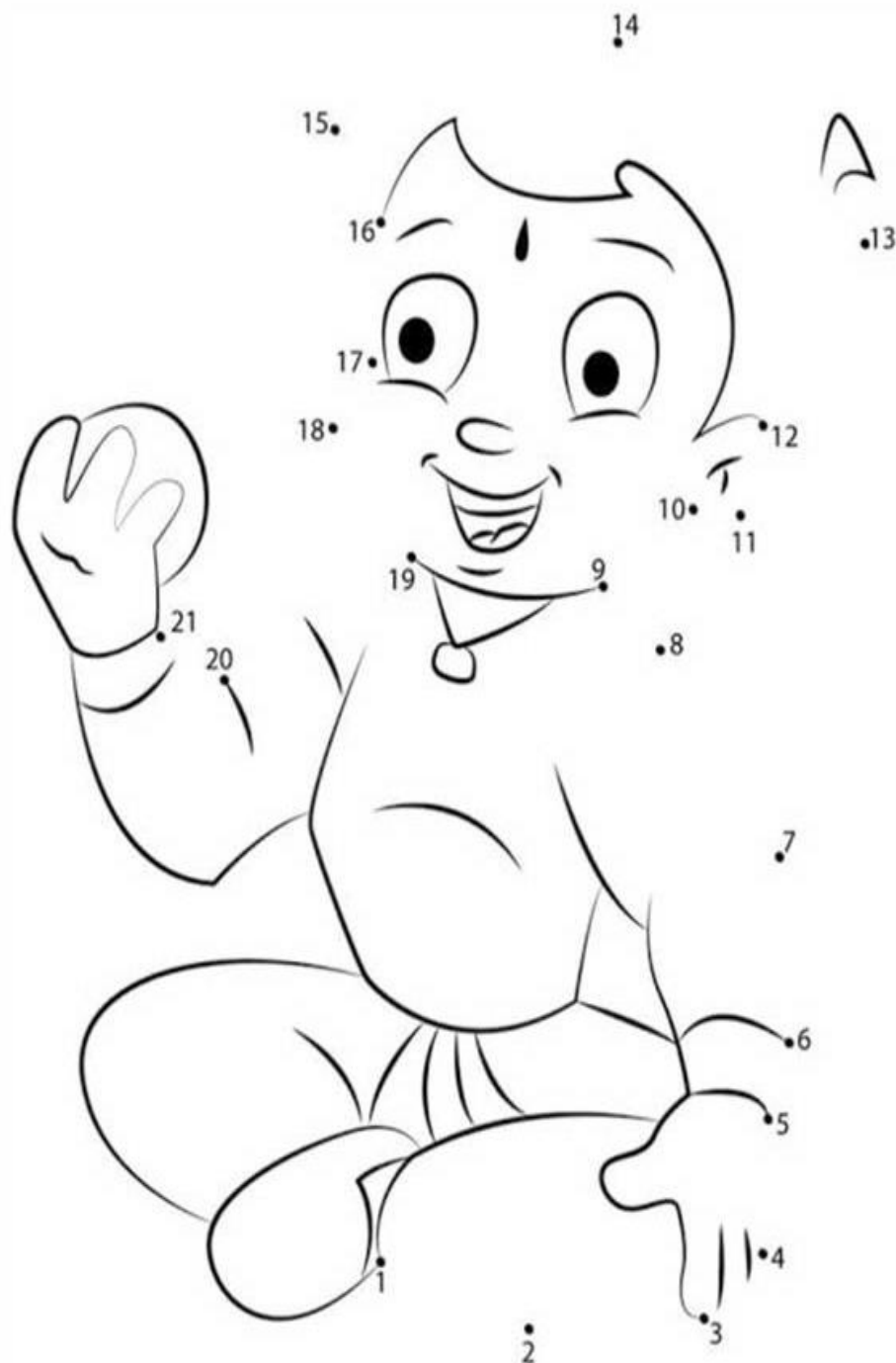
# General Knowledge

Draw lines to match the related objects.





Join the dots and colour  
the picture.





👉 **Look at both the pictures carefully. What are the five things missing in the second picture? Look, find and circle them in the first picture.**



**Children should revise the whole syllabus covered till date.**



A decorative border of watercolor illustrations surrounds the page. It includes various tropical plants like monstera leaves, bird of paradise flowers, and colorful lilies in shades of orange, pink, and purple. The background is a light, pale green.

# ART & CRAFT



**SUBJECT : ART & CRAFT**

**1. One Project With Bottle Caps**

Picture:



**Material Required**

- 1) Bottle Caps
- 2) Glue
- 3) Coloured Sheet
- 4) Poster Colour
- 5) Brush

<https://youtu.be/sAecqPc8tUk>



# Hindi

प्रश्न १ सही शब्द चुनकर कविता की पंक्तियाँ पूरी करो :-

( पत्ता – पत्ता ,मजा ,डाली, दिल्ली, कलकत्ता)

झूला झूल रही है \_\_\_\_\_

झूल रहा है \_\_\_\_\_।

इस झूले पर \_\_\_\_\_ है ,

चल \_\_\_\_\_,ले चल \_\_\_\_\_।

प्रश्न २ . चित्र की पहचान करके सही नाम लिखिए :-



\_\_\_\_\_



\_\_\_\_\_



\_\_\_\_\_



\_\_\_\_\_

प्रश्न ३ .सही विलोम शब्द चुन कर लिखिए :- ( रात , गनदा , उधर , ठंडा , पतला , बाहर , बुरा , रोना )

**अनदर -**

**गरम-**

\_\_\_\_\_

**दिन -**

\_\_\_\_\_

**मोटा -**

\_\_\_\_\_

**साफ़ -**

\_\_\_\_\_

**इधर -**

\_\_\_\_\_







## वर्ण शब्द

१ : दिए गए वर्ण से दो- दो शब्द लिखिए :

झ = \_\_\_\_\_/\_\_\_\_\_

ल = \_\_\_\_\_/\_\_\_\_\_

त = \_\_\_\_\_/\_\_\_\_\_

म = \_\_\_\_\_/\_\_\_\_\_

प्र = \_\_\_\_\_/\_\_\_\_\_

## तुकांत शब्द

२ दो -दो तुकांत शब्द लिखिए :

मग = \_\_\_\_\_/\_\_\_\_\_

रेल = \_\_\_\_\_/\_\_\_\_\_

राम = \_\_\_\_\_/\_\_\_\_\_

3 .सही उत्तर पर गोला लगायें :


क )झूले पर मजा /गलत है

ख )आसमान नीचे /ऊपर है

ग )धरती ऊपर /नीचे है

घ )पाठ/बादल रिमझिम रिमझिम बरसा

4 .नीचे दिए गए चित्र में रंग भरओ और पूछे गए प्रश्नों पर हाँ या नहीं लिखो .





क )बालिका झूले पर झूल रही है | \_\_\_\_

ख )यह पैर वाला झूला है |\_\_\_\_

ग )वह झूले पर बैठ कर झूल रही है |\_\_\_\_

घ )चित्र में तीन लोग हैं |\_\_\_\_

५ .आपको कैसा झूला पसंद है? बताओ |

**Dear Parents,**

**Kindly take print out of all the sheets and help your ward to complete holidays homework under your able guidance.**

**Please take print out of all the sheets and send it your respective class teacher.**

